

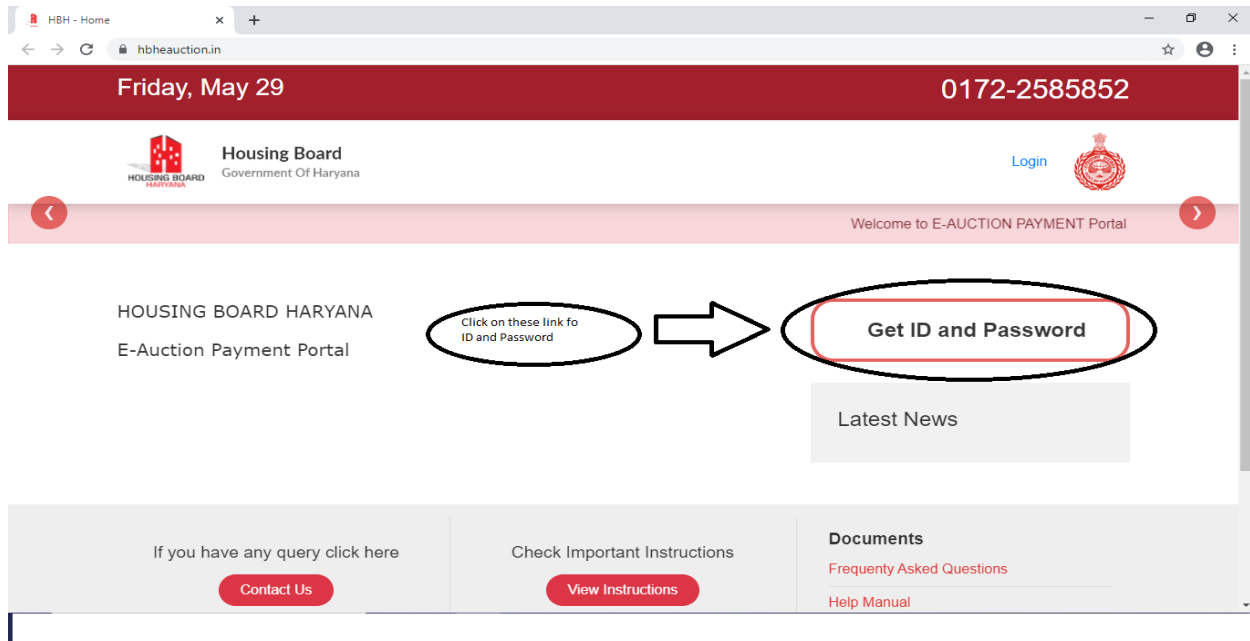
# Help Document

## For E-Auction Part Payment Portal

Step 1:- Open the website i.e. <http://hbh.gov.in> and click **ONLINE PAYMENT** Link and then click on **E-Auction Payment Portal** button.

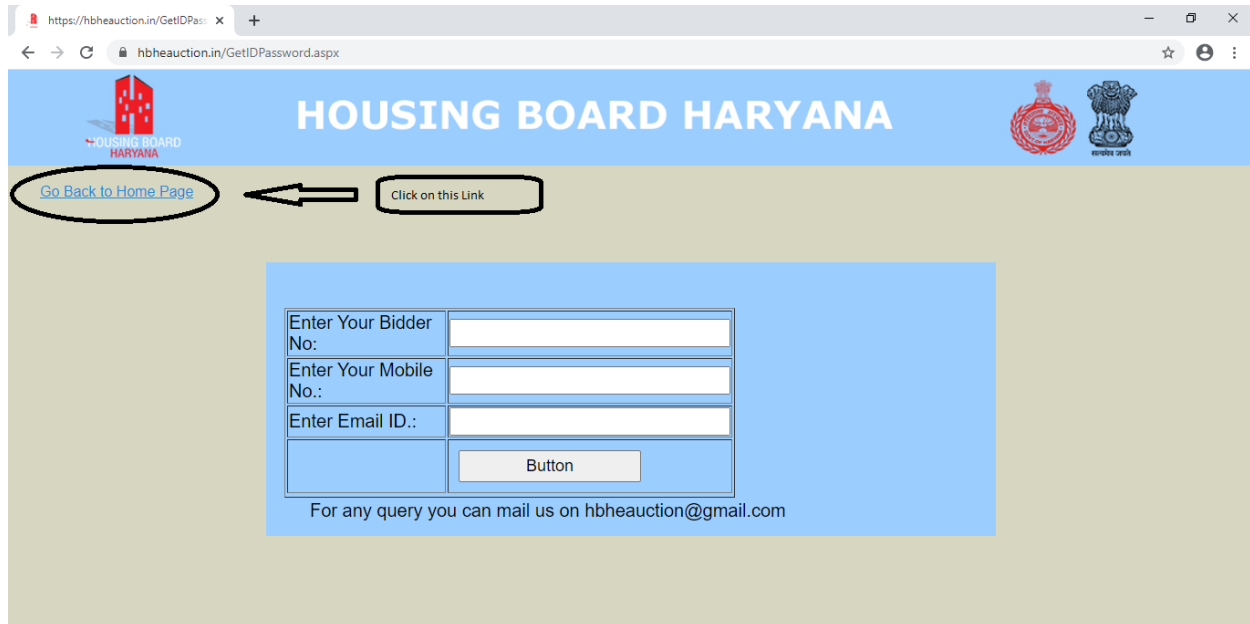
The screenshot shows the website [hbh.gov.in/Online-Payment](http://hbh.gov.in). The header includes the Housing Board logo and navigation links: HOME, ABOUT US, ONLINE DRAW RESULT, ALLOTMENT FOR PRIVATE COLONIZERS, PMAY/LOAN/SUBSIDY/CLSS, NEWS RELEASE, ACT/GAZETTED NOTICE, POLICIES, SCHEMES, HOW TO, TENDER, **ONLINE PAYMENT**, and CONTACT US. A large arrow points to the **ONLINE PAYMENT** link in the header, with a callout box stating "1. Click on this link". Below the header, the breadcrumb trail reads "Home » ONLINE PAYMENT » ONLINE PAYMENT". The main content area is titled "ONLINE PAYMENT" and lists several options: "Online Payment For Sector-20 Panchkula, Pinjore, Kalka and Sector-20 Yamunanagar", "PMAY Online Payment", "SISOTH Online Payment", and "E-auction Payment Portal". The "E-auction Payment Portal" link is circled in red, and a large arrow points to it from a callout box stating "2. Now Click on this link". To the right, there is a "NEWS/PRESS RELEASES" section with two entries: "Public Notice: Regarding Draw of Lots for shifting of Applicants from Pinjore to Sec-31, Panchkula" dated September 07, 2019, and "Delegation of Powers to allow transfer of allotment of Houses" dated August 07, 2019.

Step 2:- After clicking on **E-Auction Payment Portal** Link you will redirect the website <https://hbheauction.in> where you have the click on **Get ID and Password** link.



Step 3:- After click on the **Get ID and Password** link you will redirect on the below mention page. Kindly fill the authentic details of the **Applicants (Ex:- Name, Mobile Number, Flat No.)**. Once the details are matched then click on submit button, then applicant get the Text Message on their Mobile number which is filled by the applicant.

Step 4:- When Applicant get the Login ID and Password, then click on **Go Back to Home Page Link**.

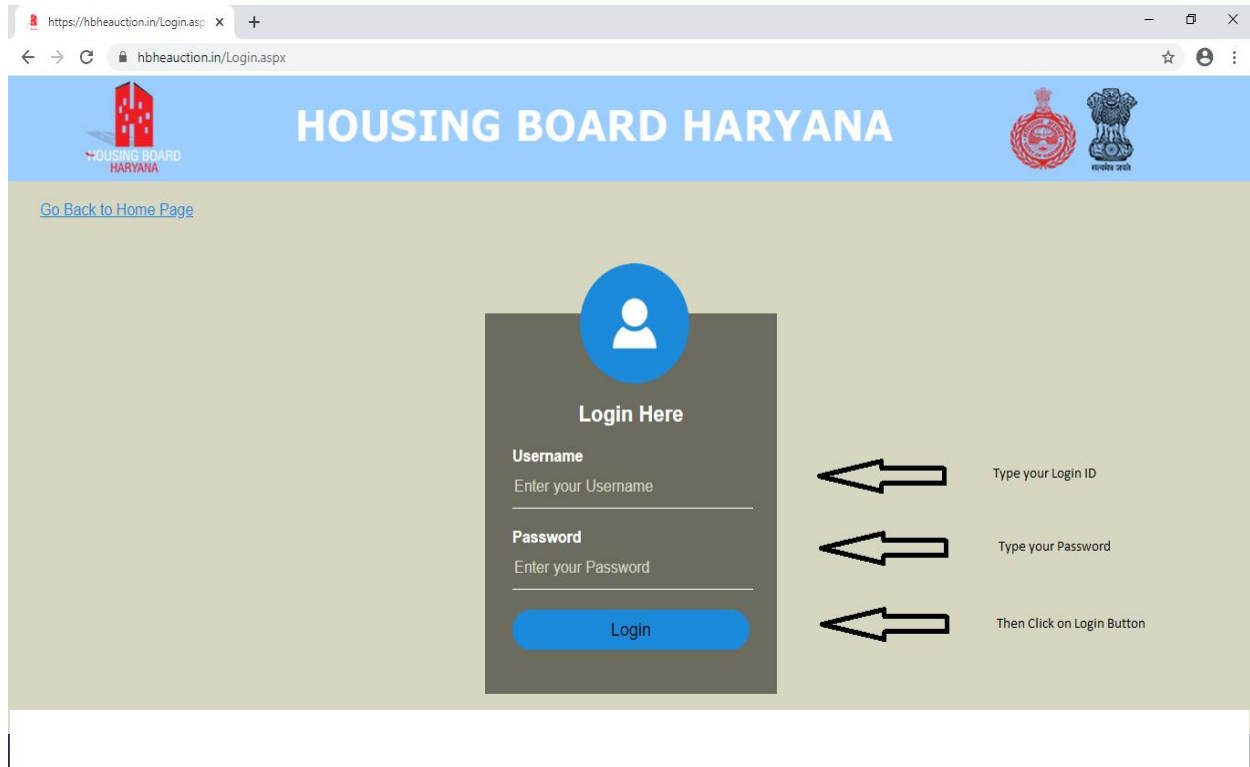


The screenshot shows the Housing Board Haryana website. The header includes the logo and the text "HOUSING BOARD HARYANA". Below the header, there is a link "Go Back to Home Page" circled in black, with an arrow pointing to it from a box labeled "Click on this Link". Below this, there is a form with the following fields:


Enter Your Bidder No:	<input type="text"/>
Enter Your Mobile No.:	<input type="text"/>
Enter Email ID.:	<input type="text"/>
<input type="button" value="Button"/>	

For any query you can mail us on hbheauction@gmail.com

Step 5:- Then applicant have to login with there ID and Password as below mention page.



The screenshot shows the Housing Board Haryana website. The header includes the logo and the text "HOUSING BOARD HARYANA". Below the header, there is a link "Go Back to Home Page". Below this, there is a login form with the following fields:

	
<b>Login Here</b>	
<b>Username</b>	
Enter your Username	<input type="text"/>
<b>Password</b>	
Enter your Password	<input type="password"/>
<input type="button" value="Login"/>	

Arrows point to the Username and Password fields, and the Login button, with the following instructions:

- Type your Login ID
- Type your Password
- Then Click on Login Button

Step 6:- When applicant click on Login Button you will redirect on allottee details Page.

https://hbheauction.in/BasicDetails.aspx

Click Here and You Get the Applicant Details

**HOUSING BOARD HARYANA**

Home Allottee Details Account Details Download Receipt Contact Us

**Allottee Basic Details** Logout

Bidder ID:	
Allottee Name:	
Mobile No:	
Email ID:	
Address:	
State:	
City:	
Pin Code:	
Category:	
Sub-Category:	
Property Type:	
Flat/Shop Number:	
Sector:	
Address:	

Step 7:- Then you have to click on **Allottee Account Details** where you will get all your information (i.e. **Applicant Basic Detail, Already Paid Amount etc.**). You will also see the pending Payment which you have to Pay by click on **Pay Now** button.



# HOUSING BOARD HARYANA




[Home](#)
[Allottee Details](#)
[Account Details](#)
[Help Document](#)
[Contact Us](#)

Check your Applicant Details if there is any mismatch information, kindly mail on [hbh.pmay@gmail.com](mailto:hbh.pmay@gmail.com)

**Allottee Details**

Flat No:	Test	ULB No:	
Sector:		Station:	Test
Applicant Name:	Test	Father/Huband Name:	Test Test
Mother Name:	Test	Date of Birth:	26.03.1983
Email ID:		Mobile No:	9780188933
Gender:	FEMALE	Application Form No:	6999
Correspondence Address:	Test	Permenet Address:	Test


**Payment Receipts Details**

Registration Amount:	1	Mode of Payment:	DD	Receipt/DD No:		Date of Payment:	20.03.2019
Pending Amount:	1 Rs.	Your Pending Payment					
Click Here To Pay:-	<a href="#">Pay Now</a>	Click Here for Payment					

[Logout](#)

Step 8:- When you click on **Pay Now Button** you will redirect on Paybiz Page where you can your payment through Debit Card, Credit Card, Net Banking etc.

[←](#) [→](#) [↻](#) [secure.payu.in/\\_payment\\_options?mihpayid=69a718a6b1c9b6f907bbcbef8d42ee0c](#)



**Total Amount Rs. 1.01**
Transaction ID: **PMAYHBH72466**

Transaction Amount: Rs. 1.00  
 Convenience Fee\*: Rs. 0.01  
 GST ( On Convenience Fee ) : Rs. 0.00

\*Non refundable. Indicative amounts only.  
Please check exact amount on bank page.

Choose a payment method PAYU is now PayU biz

**Credit Card**

Debit Card

Net Banking

Card Type

☒ VISA 
 ☐ MasterCard 
 ☐ RuPay

Card Number

Name on Card

CVV Number 
What is CVV number?

Expiry Date

Month ▼
Year ▼

[Pay Now](#)

or Go back to <http://hbh.gov.in>

Note: In the next step you will be redirected to your bank's website to verify yourself

Note: Making Payment on PayU is 100% safe. Your transaction is processed through a secure https internet connection

Step 9:- Once your payment has been done, you will redirect on **Successful Page**.



# HOUSING BOARD HARYANA



[Go Back to Home Page](#)

**Applicant Detail:-**  
Applicant Name:Test Transaction ID :PMAYHBH116141 has been successfully Completed Test 9801009293 1.00 Online  
Status: Transaction Success PMAYHBH116141



Step10:- In your **Dashboard** the **Pay Now Button** is disappeared. And the Payment has been updated. You see in below attachment **Payment Received** Showing instead of **Pay Now**.



# HOUSING BOARD HARYANA



Home Allottee Details Account Details Help Document Contact Us

Logout

**Allottee Details**

Fiat No:		ULB No:	
Sector:		Station:	
Applicant Name:		Father/Huband Name:	
Mother Name:		Date of Birth:	
Email ID:		Mobile No:	
Gender:		Application Form No:	
Correspondence Address:		Permenet Address:	

**Payment Receipts Details**

Registration Amount:		Mode of Payment:	DD	Receipt/DD No:		Date of Payment:	
After Draw 15% Amount:		Mode of Payment:	Online	Receipt/DD No:		Date of Payment:	
Click Here To Pay:-	Payment Received	Payment received showing instead of Pay Now					

Step 11:- In other case if your payment is deducted from your **Bank Account** and not updating in your **Dashboard**. You have to wait for 24Hours for updating the Payment or you can also send a mail on **hbheauction@gmail.com** regarding payment deduction and not updating in Dashboard.

---

Thanks & Regards  
HBH Team